

NEWAY

CARBON NEUTRALITY

1 Neway Enviroment Logo

Neway is committed to doing our part to promote a healthy earth. Without earth's natural resources our way of life is jeopardized. Neway Valve continues to focus on our efforts to reduce our carbon emissions while embracing, practicing and pursuing ongoing green life production processes.



2 Environmental Related Certificate

Neway developed an Environmental Health and Safety (EHS) Management System Manual, EHS Information & Communication Management Measures as well as other management systems. These standards regularly review the system operations of each subsidiary, analyze various environmental management performance, data and ensure the continuous improvement of our global environmental management performance.

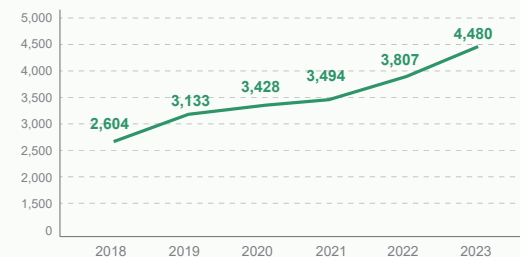


3 Neway Investment on Environmental Protection

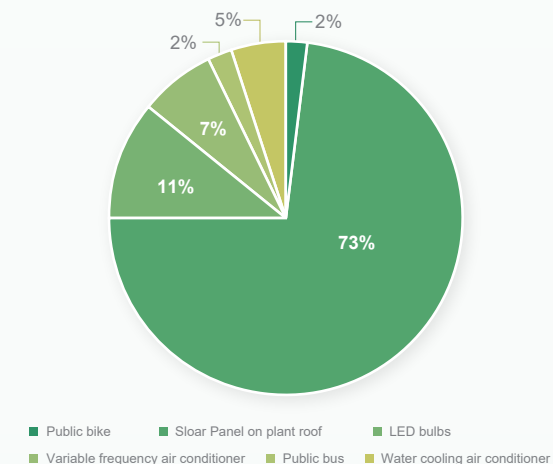
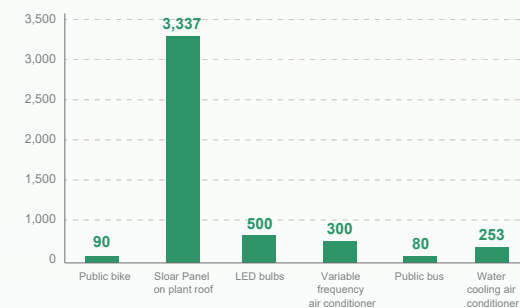
To further improve Neway's environmental protection capacity and quality, on the basis of ensuring normal and effective operation of various environmental protection facilities, Neway continues to increase investment to continuously upgrade and transform our environmental protection facilities and equipment such as wastewater discharge, air pollutant discharge, and solid waste storage. Neway plans to carry out wastewater pipeline reconstruction and hazardous waste warehouse reconstruction projects to protect the environment, with an estimated investment of about 5 million USD.

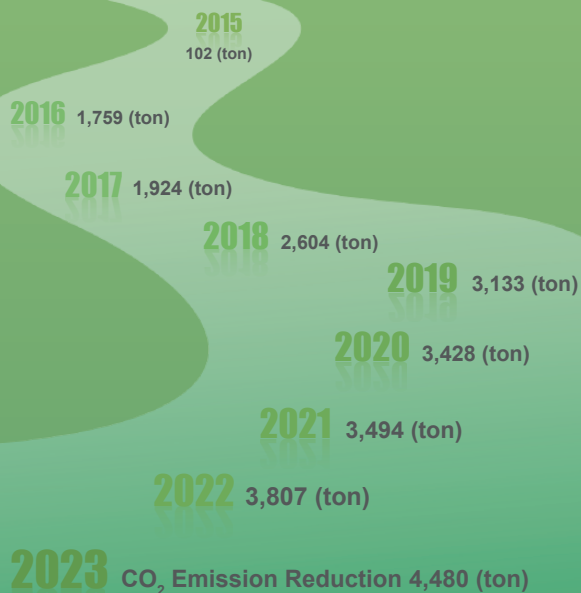
4 Carbon Natrality

01 CO₂ Emission Reduction (ton)



02 CO₂ Emission Reduction Project





CARBON NEUTRALITY,
NEWAY IS IN ACTION!



5 Neway Energy Consumption

In the past 3 years, Neway has reduced energy consumption by improving equipment and setting environmental policies:

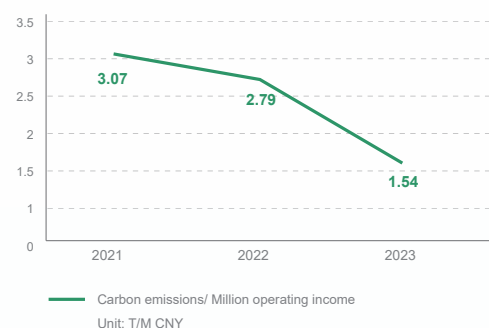
Energy Consumption	Unit	2021	2022	2023
Total LNG per Operating Income	m ³ / M CNY	192.09	197.33	173.92
Total Electric Power per Operating Income	Kwh/ M CNY	3,713.95	3,260.45	2,731.60
Total Photovoltaic power per Operating Income	Kwh/ M CNY	795.07	853.80	764.24
Total Water per Operating Income	T/ M CNY	107.89	71.94	39.58

6 Carbon Emission

Neway responds to national environmental policy to reduce carbon emission and support to carbon neutrality.

Carbon Emission	Unit	2021	2022	2023
scope 1	T(ton)	1,792.98	2,016.19	1,879.51
scope 2	T(ton)	10,351.78	9,310.23	6,692.1
Total Reduction	T(ton)	12,144.76	11,326.42	8,571.61
Carbon emissions per operating income	T/M CNY	3.07	2.79	1.54

Carbon Emissions



7 Neway Key Projects for Carbon

01 Air Compressor Emerging Saving Project



Neway will procure 5 frequency conversion air compressors. The more efficient air compressors will reduce 750,000 Kwh (Approximately 747.75 T CO₂ emission).

02 Solar Panel Project



Neway installed solar roof panels on our manufacturing plant. The solar panels cover an approximate area of 50,000 m². With solar panels, Neway generates approximately 3,465,584.6 kwh of photovoltaic power, reducing our carbon emissions by 2,632 tons.